

Combined Fleet results -->Club Racing 10-2-18 Mass start



**Well done Leon.
Congratulations**

Second Peter



Position

Race

	Total	Skipper	Boat	1	2	3	4	5	6	7
1	13	Leon Blewett	J 252	1	2	2	5	3	1	4
2	17	Peter Knight	W 11	2	5	4	3	1	2	DNF
3	27	Jeremy Marris	EC12 152	5	6	5	18	2	6	3
4	33	Graham Parratt	J 277	18	1	12	1	9	9	1
5	33	Chris Koskela	J 19	3	8	11	2	4	15	5
6	35	Glen Church	J 276	8	4	9	4	13	4	6
7	43	Roy Bickerstaffe	J 275	7	3	1	12	11	14	9
8	43	Ralph Biggs	J 303	6	10	14	7	5	5	10
9	53	Vern Rolton	J 246	4	9	18	10	7	8	15
10	54	Guy Baker	J 211	13	11	8	6	14	3	13
11	55	David Paterson	J 61	9	17	3	11	12	12	8
12	55	Graeme Raxworthy	J 280	11	12	6	9	6	17	11
13	65	Peter Crofts	EC12 150	14	14	13	20	10	7	7
14	69	Dayele Hobson	J 229	19	7	10	8	17	13	14
15	70	Steven Anderson	J 263	20	15	7	21	16	10	2
16	77	Bob Torrie	EC12 134	10	22	DNF	14	8	11	12
17	84	Cliff Bishop	J 269	12	13	15	13	15	16	16
18	102	Bryan Lawson	J 279	15	16	17	16	21	20	18
19	109	Eric Dunn	J 233	21	20	20	15	18	19	17
20	112	Doug Abbott	J 256	17	18	21	17	20	21	19
21	113	Ian Scott	J 193	16	21	16	DNF	19	18	DNF
22	121	Harry Lawson	EC12 129	22	19	19	19	22	22	20

The above are place based results. Below are time based results showing times in seconds.

Combined Fleet results -->Club Racing 10-2-18





















**Well done Leon.
Congratulations**

Second Peter



Position

Race

	Total	Skipper	Boat	1	2	3	4	5	6	7
1	2875	Leon Blewett	J 252	461	457	520	493	491	458	515
2	2901	Peter Knight	W 11	462	510	530	468	470	461	DNF
3	3022	 Jeremy Marris	EC12 152	493	517	534	711	478	492	508
4	3049	 Graham Parratt	J 277	677	454	597	464	560	504	470
5	3061	 Chris Koskela	J 19	476	527	583	466	499	566	527
6	3089	 Glen Church	J 276	519	508	576	478	586	473	535
7	3133	 Ralph Biggs	J 303	514	553	616	507	524	488	547
8	3165	 Vern Rolton	J 246	480	547	689	534	533	501	570
9	3178	 Roy Bickerstaffe	J 275	516	489	507	573	579	548	545
10	3228	Guy Baker	J 211	567	559	570	502	589	466	564
11	3239	 David Paterson	J 61	525	657	526	543	582	521	542
12	3255	 Graeme Raxworthy	J 280	549	561	546	521	529	581	549
13	3319	 Dayele Hobson	J 229	699	523	579	515	611	525	566
14	3395	 Peter Crofts	EC12 150	573	625	601	744	563	495	538
15	3497	 Cliff Bishop	J 269	565	564	620	589	592	578	609
16	3536	 Steven Anderson	J 263	730	633	561	746	601	507	504
17	3728	 Bob Torrie	EC12 134	530	970	DNF	611	538	517	562
18	3863	 Bryan Lawson	J 279	595	650	680	675	674	639	630
19	4083	 Doug Abbott	J 256	648	720	910	684	665	714	652
20	4096	 Eric Dunn	J 233	845	775	839	641	616	613	612
21	4500	 Ian Scott	J 193	618	966	678	DNF	635	584	DNF
22	4511	Harry Lawson	EC12 129	880	726	705	731	788	806	755

J class results



Congratulations Leon
Second Graham



Position

	<u>Total</u>	<u>Skipper</u>	<u>Boat</u>	<u>Race</u>						
				1	2	3	4	5	6	7
1	2875	Leon Blewett	J 252	461	457	520	493	491	458	515
2	3049	Graham Parratt	J 277	677	454	597	464	560	504	470
3	3061	Chris Koskela	J 19	476	527	583	466	499	566	527
4	3089	Glen Church	J 276	519	508	576	478	586	473	535
5	3133	Ralph Biggs	J 303	514	553	616	507	524	488	547
6	3165	Vern Rolton	J 246	480	547	689	534	533	501	570
7	3178	Roy Bickerstaffe	J 275	516	489	507	573	579	548	545
8	3228	Guy Baker	J 211	567	559	570	502	589	466	564
9	3239	David Paterson	J 61	525	657	526	543	582	521	542
10	3255	Graeme Raxworthy	J 280	549	561	546	521	529	581	549
11	3319	Dayele Hobson	J 229	699	523	579	515	611	525	566
12	3497	Cliff Bishop	J 269	565	564	620	589	592	578	609
13	3536	Steven Anderson	J 263	730	633	561	746	601	507	504
14	3863	Bryan Lawson	J 279	595	650	680	675	674	639	630
15	4083	Doug Abbott	J 256	648	720	910	684	665	714	652
16	4096	Eric Dunn	J 233	845	775	839	641	616	613	612
17	4500	Ian Scott	J 193	618	966	678	DNF	635	584	DNF

EC12 class results



Congratulations Jeremy
Second Peter



Position

	<u>Total</u>	<u>Skipper</u>	<u>Boat</u>	<u>Race</u>						
				1	2	3	4	5	6	7
1	3022	Jeremy Marris	EC12 152	493	517	534	711	478	492	508
2	3395	Peter Crofts	EC12 150	573	625	601	744	563	495	538
3	3728	Bob Torrie	EC12 134	530	970	DNF	611	538	517	562
4	4511	Harry Lawson	EC12 129	880	726	705	731	788	806	755

Open class results

Position

	<u>Total</u>	<u>Skipper</u>	<u>Boat</u>	<u>Race</u>						
				1	2	3	4	5	6	7
1	2901	Peter Knight	W 11	462	510	530	468	470	461	DNF

Below are time adjusted experimental results showing times in seconds.

Purple numbers rounded to 1 decimal place but not rounded in all calculations.

With MF, a long race favours the late starters and a short race favours early starters.

With %TA, the race length makes no difference. If you sail better than usual you will be near the top.

If you sail worse than usual you will be near the bottom. Possibly a fairer system????

Combined Fleet results -->Club Racing 10-2-18



Well done Jeremy.
Congratulations

Second Vern



Position

Race

	Total	Skipper	%TA	Boat	1	2	3	4	5	6	7
1	3141	Jeremy Marris	-4.0	EC12 152	513	537	555	739	497	511	528
2	3177	Vern Rolton	-0.4	J 246	482	549	692	536	535	503	572
3	3207	Leon Blewett	-11.5	J 252	514	510	580	550	548	511	574
4	3213	Ralph Biggs	-2.6	J 303	527	567	632	520	537	501	561
5	3232	Roy Bickerstaffe	-1.7	J 275	525	497	516	583	589	557	554
6	3251	David Paterson	-0.3	J 61	527	659	528	545	584	523	544
7	3263	Chris Koskela	-6.6	J 19	507	562	621	497	532	603	562
8	3273	Graeme Raxworthy	-0.6	J 280	552	564	549	524	532	584	552
9	3276	Glen Church	-6.1	J 276	550	539	611	507	622	502	567
10	3305	Peter Knight	-13.9	W 11	526	581	604	533	536	525	DNF
11	3359	Graham Parratt	-10.2	J 277	746	500	658	511	617	555	518
12	3383	Bryan Lawson	12.4	J 279	521	569	596	591	590	560	552
13	3415	Cliff Bishop	2.4	J 269	552	551	605	575	578	564	595
14	3438	Doug Abbott	15.8	J 256	546	606	766	576	560	601	549
15	3466	Dayele Hobson	-4.5	J 229	730	546	605	538	638	548	591
16	3467	Eric Dunn	15.4	J 233	715	656	710	543	521	519	518
17	3493	Steven Anderson	1.2	J 263	721	625	554	737	594	501	498
18	3517	Peter Crofts	-3.6	EC12 150	594	647	623	771	583	513	557
19	3734	Bob Torrie	-0.1	EC12 134	531	971	DNF	612	539	518	563
20	4197	Guy Baker	-30.0	J 211	737	727	741	653	766	606	733
21	4711	Ian Scott	-0.9	J 193	623	974	684	DNF	640	589	DNF
22	5865	Harry Lawson	-30.0	EC12 129	1144	944	917	950	1024	1048	982

J class results



Congratulations Vern
Second Leon



Position

Race

	Total	Skipper	%TA	Boat	1	2	3	4	5	6	7
1	3177	Vern Rolton	-0.4	J 246	482	549	692	536	535	503	572
2	3207	Leon Blewett	-11.5	J 252	514	510	580	550	548	511	574
3	3213	Ralph Biggs	-2.6	J 303	527	567	632	520	537	501	561
4	3232	Roy Bickerstaffe	-1.7	J 275	525	497	516	583	589	557	554
5	3251	David Paterson	-0.3	J 61	527	659	528	545	584	523	544
6	3263	Chris Koskela	-6.6	J 19	507	562	621	497	532	603	562
7	3273	Graeme Raxworthy	-0.6	J 280	552	564	549	524	532	584	552
8	3276	Glen Church	-6.1	J 276	550	539	611	507	622	502	567
9	3359	Graham Parratt	-10.2	J 277	746	500	658	511	617	555	518
10	3383	Bryan Lawson	12.4	J 279	521	569	596	591	590	560	552
11	3415	Cliff Bishop	2.4	J 269	552	551	605	575	578	564	595
12	3438	Doug Abbott	15.8	J 256	546	606	766	576	560	601	549
13	3466	Dayele Hobson	-4.5	J 229	730	546	605	538	638	548	591
14	3467	Eric Dunn	15.4	J 233	715	656	710	543	521	519	518
15	3493	Steven Anderson	1.2	J 263	721	625	554	737	594	501	498
16	4197	Guy Baker	-30.0	J 211	737	727	741	653	766	606	733
17	4711	Ian Scott	-0.9	J 193	623	974	684	DNF	640	589	DNF

EC12 class results



Congratulations Jeremy
Second Peter



Position

Race

	Total	Skipper	%TA	Boat	1	2	3	4	5	6	7
1	3141	Jeremy Marris	-4.0	EC12 152	513	537	555	739	497	511	528
2	3517	Peter Crofts	-3.6	EC12 150	594	647	623	771	583	513	557
3	3734	Bob Torrie	-0.1	EC12 134	531	971	DNF	612	539	518	563
4	5865	Harry Lawson	-30.0	EC12 129	1144	944	917	950	1024	1048	982

Open class results

Position

Race

	Total	Skipper	%TA	Boat	1	2	3	4	5	6	7
1	3305	Peter Knight	-13.9	W 11	526	581	604	533	536	525	DNF

Thankyou race officers

Rod



and Ron



