

**Combined Fleet results -->Club Racing 3-2-18 Mark Foy start**



















**Well done Roy.  
Congratulations**

**Second Peter**



**Position**

**Race**

|    | Total | Skipper  | MF-Time | Boat     | 1   | 2  | 3   | 4   | 5   | 6   | 7   | 8   |
|----|-------|--|---------|----------|-----|----|-----|-----|-----|-----|-----|-----|
| 1  | 27    | Roy Bickerstaffe   | 60      | J 275    | 11  | 6  | 16  | 3   | 2   | 2   | 1   | 2   |
| 2  | 35    | Peter Knight   | 100     | 10R 11   | 6   | 3  | 1   | 10  | 3   | 5   | 15  | 7   |
| 3  | 40    |  Hugh Hobden      | 40      | J 2      | 2   | 10 | 6   | 9   | 4   | 4   | 9   | 6   |
| 4  | 40    |  Ralph Biggs      | 60      | J 303    | 3   | 9  | 5   | 7   | 14  | 6   | 5   | 5   |
| 5  | 44    |  Peter Crofts     | 60      | EC12 150 | 13  | 14 | 3   | 2   | 9   | 1   | 2   | 15  |
| 6  | 46    |  Eric Dunn        | 0       | J 233    | 7   | 5  | 4   | 16  | 1   | 16  | 12  | 1   |
| 7  | 47    |  Keith May        | 80      | J 16     | 8   | 7  | 11  | DNF | 5   | 9   | 4   | 3   |
| 8  | 47    |  Lloyd Harman     | 80      | J 241    | 4   | 17 | 10  | 5   | 6   | 8   | 6   | 8   |
| 9  | 49    |  Glen Church      | 80      | J 276    | 5   | 11 | 2   | 6   | 7   | 10  | 8   | 13  |
| 10 | 55    |  Bob Torrie       | 60      | EC12 134 | 14  | 4  | 13  | 11  | 8   | 7   | 3   | 9   |
| 11 | 64    |  Vern Rolton      | 60      | J 246    | 1   | 8  | DNF | 14  | 13  | 3   | 13  | 12  |
| 12 | 64    |  Graham Parratt   | 100     | J 277    | 10  | 13 | 12  | 8   | 11  | 12  | 7   | 4   |
| 13 | 71    |  Robin Brooker    | 80      | EC12 156 | DNF | 15 | 7   | 1   | 10  | 11  | 11  | 16  |
| 14 | 75    |  Ian Scott       | 60      | J 193    | 12  | 2  | 14  | 4   | 15  | 14  | 16  | 14  |
| 15 | 84    |  Cliff Bishop   | 60      | J 269    | 15  | 12 | 9   | 15  | 17  | 13  | 10  | 10  |
| 16 | 93    |  Dayele Hobson  | 80      | J 229    | 9   | 16 | 15  | 13  | 16  | 15  | 14  | 11  |
| 17 | 104   |  David Paterson | 60      | J 61     | DNF | 1  | 8   | DNF | DNF | DNF | DNF | DNF |
| 18 | 108   |  Doug Abbott    | 0       | J 256    | 16  | 18 | 17  | 12  | 12  | 17  | 17  | 17  |

**J class results**















**Congratulations Roy**

**Second Ralph**



**Position**

**Race**

|    | Total | Skipper  | MF-Time | Boat  | 1   | 2  | 3   | 4   | 5   | 6   | 7   | 8   |
|----|-------|--|---------|-------|-----|----|-----|-----|-----|-----|-----|-----|
| 1  | 21    | Roy Bickerstaffe   | 60      | J 275 | 10  | 4  | 12  | 1   | 2   | 1   | 1   | 2   |
| 2  | 30    | Ralph Biggs  | 60      | J 303 | 3   | 7  | 3   | 5   | 10  | 4   | 3   | 5   |
| 3  | 32    |  Hugh Hobden    | 40      | J 2   | 2   | 8  | 4   | 7   | 3   | 3   | 7   | 6   |
| 4  | 34    |  Eric Dunn      | 0       | J 233 | 6   | 3  | 2   | 12  | 1   | 12  | 9   | 1   |
| 5  | 35    |  Keith May      | 80      | J 16  | 7   | 5  | 8   | DNF | 4   | 6   | 2   | 3   |
| 6  | 35    |  Lloyd Harman   | 80      | J 241 | 4   | 13 | 7   | 3   | 5   | 5   | 4   | 7   |
| 7  | 38    |  Glen Church    | 80      | J 276 | 5   | 9  | 1   | 4   | 6   | 7   | 6   | 11  |
| 8  | 48    |  Vern Rolton    | 60      | J 246 | 1   | 6  | DNF | 10  | 9   | 2   | 10  | 10  |
| 9  | 48    |  Graham Parratt | 100     | J 277 | 9   | 11 | 9   | 6   | 7   | 8   | 5   | 4   |
| 10 | 58    |  Ian Scott      | 60      | J 193 | 11  | 2  | 10  | 2   | 11  | 10  | 12  | 12  |
| 11 | 64    |  Cliff Bishop   | 60      | J 269 | 12  | 10 | 6   | 11  | 13  | 9   | 8   | 8   |
| 12 | 71    |  Dayele Hobson  | 80      | J 229 | 8   | 12 | 11  | 9   | 12  | 11  | 11  | 9   |
| 13 | 81    |  David Paterson | 60      | J 61  | DNF | 1  | 5   | DNF | DNF | DNF | DNF | DNF |
| 14 | 81    |  Doug Abbott    | 0       | J 256 | 13  | 14 | 13  | 8   | 8   | 13  | 13  | 13  |



The above are place based results. Below are time based results showing times in seconds.

**Combined Fleet results -->Club Racing 3-2-18**



**Well done Peter.  
Congratulations**

**Second Lloyd**



**Position**

**Race**

|    | Total | Skipper          | MF-Time | Boat     | 1    | 2   | 3   | 4   | 5   | 6   | 7   | 8   |
|----|-------|------------------|---------|----------|------|-----|-----|-----|-----|-----|-----|-----|
| 1  | 3693  | Peter Knight     | 100     | 10R 11   | 644  | 575 | 499 | 530 | 470 | 439 | 606 | 574 |
| 2  | 3869  | Lloyd Harman     | 80      | J 241    | 639  | 721 | 599 | 509 | 522 | 484 | 519 | 597 |
| 3  | 3900  | Glen Church      | 80      | J 276    | 655  | 688 | 526 | 517 | 530 | 497 | 525 | 650 |
| 4  | 3905  | Graham Parratt   | 100     | J 277    | 709  | 678 | 644 | 503 | 528 | 486 | 502 | 564 |
| 5  | 3941  | Roy Bickerstaffe | 60      | J 275    | 760  | 656 | 712 | 521 | 480 | 461 | 509 | 602 |
| 6  | 3996  | Peter Crofts     | 60      | EC12 150 | 765  | 722 | 555 | 518 | 559 | 428 | 526 | 688 |
| 7  | 4028  | Ralph Biggs      | 60      | J 303    | 653  | 680 | 582 | 538 | 617 | 493 | 537 | 608 |
| 8  | 4028  | Hugh Hobden      | 40      | J 2      | 622  | 723 | 604 | 572 | 533 | 498 | 569 | 630 |
| 9  | 4036  | Robin Brooker    | 80      | EC12 156 | DNF  | 709 | 573 | 488 | 544 | 498 | 547 | 677 |
| 10 | 4085  | Keith May        | 80      | J 16     | 711  | 650 | 635 | DNF | 502 | 493 | 511 | 583 |
| 11 | 4098  | Bob Torrie       | 60      | EC12 134 | 769  | 624 | 688 | 575 | 556 | 502 | 530 | 623 |
| 12 | 4243  | Vern Rolton      | 60      | J 246    | 572  | 672 | DNF | 628 | 612 | 474 | 635 | 650 |
| 13 | 4299  | Cliff Bishop     | 60      | J 269    | 775  | 715 | 604 | 636 | 630 | 530 | 555 | 629 |
| 14 | 4341  | Dayele Hobson    | 80      | J 229    | 721  | 710 | 675 | 563 | 607 | 537 | 624 | 625 |
| 15 | 4358  | Ian Scott        | 60      | J 193    | 763  | 613 | 691 | 526 | 619 | 554 | 668 | 687 |
| 16 | 4424  | Eric Dunn        | 0       | J 233    | 769  | 694 | 625 | 711 | 514 | 683 | 645 | 552 |
| 17 | 5207  | Doug Abbott      | 0       | J 256    | 1093 | 850 | 790 | 639 | 655 | 712 | 743 | 818 |
| 18 | 6938  | David Paterson   | 60      | J 61     | DNF  | 602 | 596 | DNF | DNF | DNF | DNF | DNF |

**J class results**



**Congratulations Lloyd**

**Second Glen**



**Position**

**Race**

|    | Total | Skipper          | MF-Time | Boat  | 1    | 2   | 3   | 4   | 5   | 6   | 7   | 8   |
|----|-------|------------------|---------|-------|------|-----|-----|-----|-----|-----|-----|-----|
| 1  | 3869  | Lloyd Harman     | 80      | J 241 | 639  | 721 | 599 | 509 | 522 | 484 | 519 | 597 |
| 2  | 3900  | Glen Church      | 80      | J 276 | 655  | 688 | 526 | 517 | 530 | 497 | 525 | 650 |
| 3  | 3905  | Graham Parratt   | 100     | J 277 | 709  | 678 | 644 | 503 | 528 | 486 | 502 | 564 |
| 4  | 3941  | Roy Bickerstaffe | 60      | J 275 | 760  | 656 | 712 | 521 | 480 | 461 | 509 | 602 |
| 5  | 4028  | Ralph Biggs      | 60      | J 303 | 653  | 680 | 582 | 538 | 617 | 493 | 537 | 608 |
| 6  | 4028  | Hugh Hobden      | 40      | J 2   | 622  | 723 | 604 | 572 | 533 | 498 | 569 | 630 |
| 7  | 4085  | Keith May        | 80      | J 16  | 711  | 650 | 635 | DNF | 502 | 493 | 511 | 583 |
| 8  | 4243  | Vern Rolton      | 60      | J 246 | 572  | 672 | DNF | 628 | 612 | 474 | 635 | 650 |
| 9  | 4299  | Cliff Bishop     | 60      | J 269 | 775  | 715 | 604 | 636 | 630 | 530 | 555 | 629 |
| 10 | 4341  | Dayele Hobson    | 80      | J 229 | 721  | 710 | 675 | 563 | 607 | 537 | 624 | 625 |
| 11 | 4358  | Ian Scott        | 60      | J 193 | 763  | 613 | 691 | 526 | 619 | 554 | 668 | 687 |
| 12 | 4424  | Eric Dunn        | 0       | J 233 | 769  | 694 | 625 | 711 | 514 | 683 | 645 | 552 |
| 13 | 5207  | Doug Abbott      | 0       | J 256 | 1093 | 850 | 790 | 639 | 655 | 712 | 743 | 818 |
| 14 | 6938  | David Paterson   | 60      | J 61  | DNF  | 602 | 596 | DNF | DNF | DNF | DNF | DNF |

**EC12 class results**



**Congratulations Peter  
Second Robin**



**Position**

**Race**

|          | <b>Total</b> | <b>Skipper</b>       | <b>MF-Time</b> | <b>Boat</b>     | <b>1</b>   | <b>2</b> | <b>3</b> | <b>4</b> | <b>5</b> | <b>6</b> | <b>7</b> | <b>8</b> |
|----------|--------------|----------------------|----------------|-----------------|------------|----------|----------|----------|----------|----------|----------|----------|
| <b>1</b> | 3996         | <b>Peter Crofts</b>  | <b>60</b>      | <b>EC12 150</b> | <b>765</b> | 722      | 555      | 518      | 559      | 428      | 526      | 688      |
| <b>2</b> | 4036         | <b>Robin Brooker</b> | <b>80</b>      | <b>EC12 156</b> | <b>DNF</b> | 709      | 573      | 488      | 544      | 498      | 547      | 677      |
| <b>3</b> | 4098         | <b>Bob Torrie</b>    | <b>60</b>      | <b>EC12 134</b> | <b>769</b> | 624      | 688      | 575      | 556      | 502      | 530      | 623      |

**Open class results**

**Position**

**Race**

|          | <b>Total</b> | <b>Skipper</b>      | <b>MF-Time</b> | <b>Boat</b>   | <b>1</b>   | <b>2</b> | <b>3</b> | <b>4</b> | <b>5</b> | <b>6</b> | <b>7</b> | <b>8</b> |
|----------|--------------|---------------------|----------------|---------------|------------|----------|----------|----------|----------|----------|----------|----------|
| <b>1</b> | 3693         | <b>Peter Knight</b> | <b>100</b>     | <b>10R 11</b> | <b>644</b> | 575      | 499      | 530      | 470      | 439      | 606      | 574      |

Below are time adjusted experimental results showing times in seconds.

Purple numbers rounded to 1 decimal place but not rounded in all calculations.

With MF, a long race favours the late starters and a short race favours early starters.

With %TA, the race length makes no difference. If you sail better than usual you will be near the top.

If you sail worse than usual you will be near the bottom. Possibly a fairer system????

### Combined Fleet results -->Club Racing 3-2-18



Well done Eric.  
Congratulations

Second Hugh



Position

Race

|    | Total | Skipper          | %TA   | Boat     | 1   | 2   | 3   | 4   | 5   | 6   | 7   | 8   |
|----|-------|------------------|-------|----------|-----|-----|-----|-----|-----|-----|-----|-----|
| 1  | 3569  | Eric Dunn        | 19.3  | J 233    | 620 | 560 | 504 | 574 | 415 | 551 | 520 | 445 |
| 2  | 3881  | Hugh Hobden      | 3.6   | J 2      | 599 | 697 | 582 | 551 | 514 | 480 | 548 | 607 |
| 3  | 3993  | Roy Bickerstaffe | -1.3  | J 275    | 770 | 665 | 721 | 528 | 486 | 467 | 516 | 610 |
| 4  | 4089  | Ralph Biggs      | -1.5  | J 303    | 663 | 690 | 591 | 546 | 626 | 501 | 545 | 617 |
| 5  | 4105  | Bob Torrie       | -0.1  | EC12 134 | 770 | 625 | 689 | 576 | 557 | 503 | 531 | 624 |
| 6  | 4111  | Robin Brooker    | -1.9  | EC12 156 | DNF | 722 | 584 | 497 | 554 | 507 | 557 | 690 |
| 7  | 4136  | Glen Church      | -6.1  | J 276    | 695 | 730 | 558 | 548 | 562 | 527 | 557 | 689 |
| 8  | 4138  | Peter Crofts     | -3.6  | EC12 150 | 792 | 748 | 575 | 536 | 579 | 443 | 545 | 712 |
| 9  | 4173  | Lloyd Harman     | -7.9  | J 241    | 689 | 778 | 646 | 549 | 563 | 522 | 560 | 644 |
| 10 | 4174  | Peter Knight     | -13.0 | 10R 11   | 728 | 650 | 564 | 599 | 531 | 496 | 685 | 649 |
| 11 | 4204  | Cliff Bishop     | 2.2   | J 269    | 758 | 699 | 591 | 622 | 616 | 518 | 543 | 615 |
| 12 | 4268  | Vern Rolton      | -0.6  | J 246    | 575 | 676 | DNF | 632 | 615 | 477 | 639 | 654 |
| 13 | 4327  | Graham Parratt   | -10.8 | J 277    | 786 | 751 | 714 | 557 | 585 | 539 | 556 | 625 |
| 14 | 4402  | Keith May        | -7.8  | J 16     | 766 | 701 | 684 | DNF | 541 | 531 | 551 | 628 |
| 15 | 4421  | Doug Abbott      | 15.1  | J 256    | 928 | 722 | 671 | 543 | 556 | 604 | 631 | 694 |
| 16 | 4428  | Ian Scott        | -1.6  | J 193    | 775 | 623 | 702 | 534 | 629 | 563 | 679 | 698 |
| 17 | 4578  | Dayele Hobson    | -5.5  | J 229    | 760 | 749 | 712 | 594 | 640 | 566 | 658 | 659 |
| 18 | 6056  | David Paterson   | 1.0   | J 61     | DNF | 596 | 590 | DNF | DNF | DNF | DNF | DNF |

### J class results



Congratulations Eric

Second Hugh

Race



Position

|    | Total | Skipper          | %TA   | Boat  | 1   | 2   | 3   | 4   | 5   | 6   | 7   | 8   |
|----|-------|------------------|-------|-------|-----|-----|-----|-----|-----|-----|-----|-----|
| 1  | 3569  | Eric Dunn        | 19.3  | J 233 | 620 | 560 | 504 | 574 | 415 | 551 | 520 | 445 |
| 2  | 3881  | Hugh Hobden      | 3.6   | J 2   | 599 | 697 | 582 | 551 | 514 | 480 | 548 | 607 |
| 3  | 3993  | Roy Bickerstaffe | -1.3  | J 275 | 770 | 665 | 721 | 528 | 486 | 467 | 516 | 610 |
| 4  | 4089  | Ralph Biggs      | -1.5  | J 303 | 663 | 690 | 591 | 546 | 626 | 501 | 545 | 617 |
| 5  | 4136  | Glen Church      | -6.1  | J 276 | 695 | 730 | 558 | 548 | 562 | 527 | 557 | 689 |
| 6  | 4173  | Lloyd Harman     | -7.9  | J 241 | 689 | 778 | 646 | 549 | 563 | 522 | 560 | 644 |
| 7  | 4204  | Cliff Bishop     | 2.2   | J 269 | 758 | 699 | 591 | 622 | 616 | 518 | 543 | 615 |
| 8  | 4268  | Vern Rolton      | -0.6  | J 246 | 575 | 676 | DNF | 632 | 615 | 477 | 639 | 654 |
| 9  | 4327  | Graham Parratt   | -10.8 | J 277 | 786 | 751 | 714 | 557 | 585 | 539 | 556 | 625 |
| 10 | 4402  | Keith May        | -7.8  | J 16  | 766 | 701 | 684 | DNF | 541 | 531 | 551 | 628 |
| 11 | 4421  | Doug Abbott      | 15.1  | J 256 | 928 | 722 | 671 | 543 | 556 | 604 | 631 | 694 |
| 12 | 4428  | Ian Scott        | -1.6  | J 193 | 775 | 623 | 702 | 534 | 629 | 563 | 679 | 698 |
| 13 | 4578  | Dayele Hobson    | -5.5  | J 229 | 760 | 749 | 712 | 594 | 640 | 566 | 658 | 659 |
| 14 | 6056  | David Paterson   | 1.0   | J 61  | DNF | 596 | 590 | DNF | DNF | DNF | DNF | DNF |


**EC12 class results**



**Congratulations Bob  
Second Robin**




**Position**

|          | <b>Total</b> | <b>Skipper</b>  | <b>%TA</b>  | <b>Boat</b>     | <b>1</b>   | <b>2</b> | <b>3</b> | <b>Race</b><br><b>4</b> | <b>5</b> | <b>6</b> | <b>7</b> | <b>8</b> |
|----------|--------------|---|-------------|-----------------|------------|----------|----------|-------------------------|----------|----------|----------|----------|
| <b>1</b> | 4105         | <b>Bob Torrie</b>   | <b>-0.1</b> | <b>EC12 134</b> | <b>770</b> | 625      | 689      | 576                     | 557      | 503      | 531      | 624      |
| <b>2</b> | 4111         | <b>Robin Brooker</b>  | <b>-1.9</b> | <b>EC12 156</b> | <b>DNF</b> | 722      | 584      | 497                     | 554      | 507      | 557      | 690      |
| <b>3</b> | 4138         |  <b>Peter Crofts</b> | <b>-3.6</b> | <b>EC12 150</b> | <b>792</b> | 748      | 575      | 536                     | 579      | 443      | 545      | 712      |

**Open class results**

**Position**

|          | <b>Total</b> | <b>Skipper</b>  | <b>%TA</b>   | <b>Boat</b>   | <b>1</b>   | <b>2</b> | <b>3</b> | <b>Race</b><br><b>4</b> | <b>5</b> | <b>6</b> | <b>7</b> | <b>8</b> |
|----------|--------------|---|--------------|---------------|------------|----------|----------|-------------------------|----------|----------|----------|----------|
| <b>1</b> | 4174         |  <b>Peter Knight</b> | <b>-13.0</b> | <b>10R 11</b> | <b>728</b> | 650      | 564      | 599                     | 531      | 496      | 685      | 649      |

**Thankyou race officers**

**Jim**



**and Ro**

Prepared Saturday, 3 February 2018, 3:41 PM by the lakeside programs